

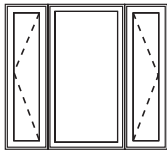
SIZE TABLES

Bay

East and West Regions



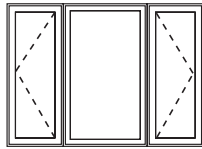
45° BAY– 18" CASEMENT FLANKERS



EAST AND WEST REGION ONLY

Call Out	Rough Opening		Projection	Center Unit Frame Size	
	Width	Height		Width	Height
5-0/3-0	5' 0"	3' 2-15/16"	1' 3-5/8"	30-15/16"	35-1/2"
6-0/3-0	6' 0"	3' 2-15/16"	1' 3-5/8"	42-15/16"	35-1/2"
7-0/3-0	7' 0"	3' 2-15/16"	1' 3-5/8"	54-15/16"	35-1/2"
5-0/4-0	5' 0"	4' 2-15/16"	1' 3-5/8"	30-15/16"	47-1/2"
6-0/4-0	6' 0"	4' 2-15/16"	1' 3-5/8"	42-15/16"	47-1/2"
7-0/4-0	7' 0"	4' 2-15/16"	1' 3-5/8"	54-15/16"	47-1/2"
5-0/5-0	5' 0"	5' 2-15/16"	1' 3-5/8"	30-15/16"	59-1/2"
6-0/5-0	6' 0"	5' 2-15/16"	1' 3-5/8"	42-15/16"	59-1/2"
7-0/5-0	7' 0"	5' 2-15/16"	1' 3-5/8"	54-15/16"	59-1/2"

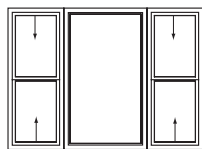
45° BAY– 24" CASEMENT FLANKERS



EAST AND WEST REGION ONLY

Call Out	Rough Opening		Projection	Center Unit Frame Size	
	Width	Height		Width	Height
6-0/3-0	6' 0"	3' 2-15/16"	1' 7-7/8"	34-11/16"	35-1/2"
7-0/3-0	7' 0"	3' 2-15/16"	1' 7-7/8"	46-11/16"	35-1/2"
8-0/3-0	8' 0"	3' 2-15/16"	1' 7-7/8"	58-11/16"	35-1/2"
6-0/4-0	6' 0"	4' 2-15/16"	1' 7-7/8"	34-11/16"	47-1/2"
7-0/4-0	7' 0"	4' 2-15/16"	1' 7-7/8"	46-11/16"	47-1/2"
8-0/4-0	8' 0"	4' 2-15/16"	1' 7-7/8"	58-11/16"	47-1/2"
6-0/5-0	6' 0"	5' 2-15/16"	1' 7-7/8"	34-11/16"	59-1/2"
7-0/5-0	7' 0"	5' 2-15/16"	1' 7-7/8"	46-11/16"	59-1/2"
8-0/5-0	8' 0"	5' 2-15/16"	1' 7-7/8"	58-11/16"	59-1/2"

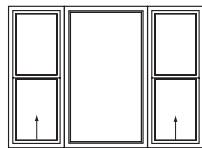
45° BAY– 24" DOUBLE-HUNG FLANKERS – EAST REGION



EAST REGION ONLY

Call Out	Rough Opening		Projection	Center Unit Frame Size	
	Width	Height		Width	Height
6-0/3-0	6' 0"	3' 2-15/16"	1' 7-7/8"	34-11/16"	35-1/2"
7-0/3-0	7' 0"	3' 2-15/16"	1' 7-7/8"	46-11/16"	35-1/2"
8-0/3-0	8' 0"	3' 2-15/16"	1' 7-7/8"	58-11/16"	35-1/2"
6-0/4-0	6' 0"	4' 2-15/16"	1' 7-7/8"	34-11/16"	47-1/2"
7-0/4-0	7' 0"	4' 2-15/16"	1' 7-7/8"	46-11/16"	47-1/2"
8-0/4-0	8' 0"	4' 2-15/16"	1' 7-7/8"	58-11/16"	47-1/2"
6-0/5-0	6' 0"	5' 2-15/16"	1' 7-7/8"	34-11/16"	59-1/2"
7-0/5-0	7' 0"	5' 2-15/16"	1' 7-7/8"	46-11/16"	59-1/2"
8-0/5-0	8' 0"	5' 2-15/16"	1' 7-7/8"	58-11/16"	59-1/2"

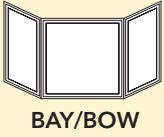
45° BAY– 24" SINGLE-HUNG FLANKERS – WEST REGION



WEST REGION ONLY

Call Out	Rough Opening		Projection	Center Unit Frame Size	
	Width	Height		Width	Height
6-0/3-0	6' 0"	3' 2-15/16"	1' 7-7/8"	34-11/16"	35-1/2"
7-0/3-0	7' 0"	3' 2-15/16"	1' 7-7/8"	46-11/16"	35-1/2"
8-0/3-0	8' 0"	3' 2-15/16"	1' 7-7/8"	58-11/16"	35-1/2"
6-0/4-0	6' 0"	4' 2-15/16"	1' 7-7/8"	34-11/16"	47-1/2"
7-0/4-0	7' 0"	4' 2-15/16"	1' 7-7/8"	46-11/16"	47-1/2"
8-0/4-0	8' 0"	4' 2-15/16"	1' 7-7/8"	58-11/16"	47-1/2"
6-0/5-0	6' 0"	5' 2-15/16"	1' 7-7/8"	34-11/16"	59-1/2"
7-0/5-0	7' 0"	5' 2-15/16"	1' 7-7/8"	46-11/16"	59-1/2"
8-0/5-0	8' 0"	5' 2-15/16"	1' 7-7/8"	58-11/16"	59-1/2"





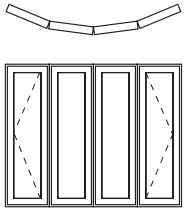
UNIT SECTIONS

Bow

East and West Regions



15° BOW – LEFT-FIX-FIX-RIGHT CONFIGURATION 4 UNIT CASEMENT BOW)



Call Out	Rough Opening		Projection	Center Unit Frame Size	
	Width	Height		Width	Height
6-0/3-0	6' 0"	3' 2-15/16"	1' 7-7/8"	34-11/16"	35-1/2"
7-0/3-0	7' 0"	3' 2-15/16"	1' 7-7/8"	46-11/16"	35-1/2"
8-0/3-0	8' 0"	3' 2-15/16"	1' 7-7/8"	58-11/16"	35-1/2"
6-0/4-0	6' 0"	4' 2-15/16"	1' 7-7/8"	34-11/16"	47-1/2"
7-0/4-0	7' 0"	4' 2-15/16"	1' 7-7/8"	46-11/16"	47-1/2"
8-0/4-0	8' 0"	4' 2-15/16"	1' 7-7/8"	58-11/16"	47-1/2"
6-0/5-0	6' 0"	5' 2-15/16"	1' 7-7/8"	34-11/16"	59-1/2"
7-0/5-0	7' 0"	5' 2-15/16"	1' 7-7/8"	46-11/16"	59-1/2"
8-0/5-0	8' 0"	5' 2-15/16"	1' 7-7/8"	58-11/16"	59-1/2"

